




Cevi pogodne za navoje prema ISO 7598

DN	Equivalent NPS	Outside Diameter (OD) 	Wall Thickness 	Weight 
Dimensions	Dimensions	mm	mm	kg/m
10	3/8	17.2	2.3	0.858
15	1/2	21.3	2.6	1.217
20	3/4	26.9	2.6	1.582
25	1	33.7	3.2	2.444
32	1 1/4	42.4	3.2	3.141
40	1 1/2	48.3	3.2	3.614
50	2	60.3	3.6	5.111
65	2 1/2	76.1	3.6	6.535